

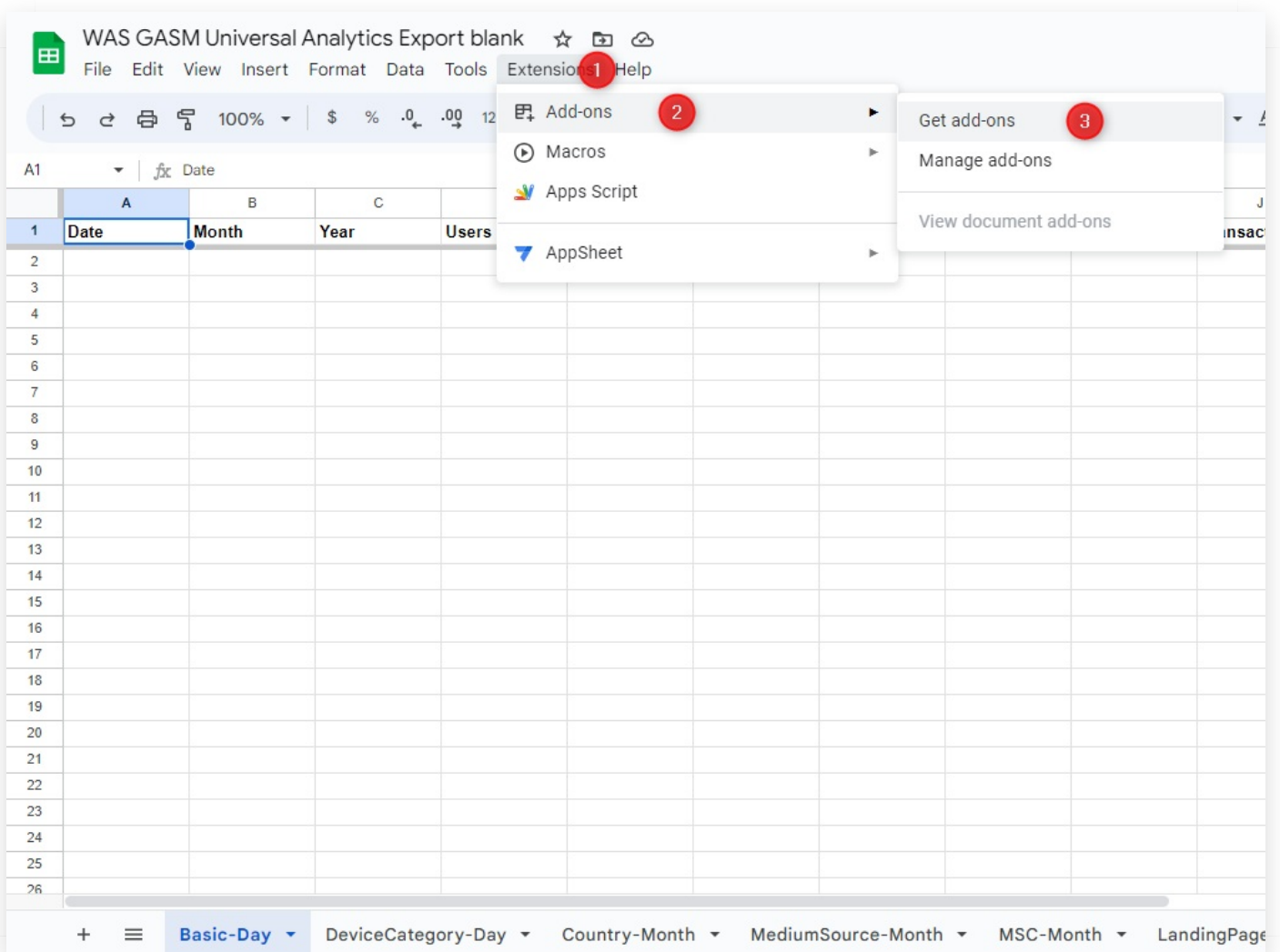


**WebAnalyticsSetup.com**

# How to Export Your Google Analytics Data to Google Sheets

---

**First, sign up for  
SuperMetrics Trial**



From the Google Sheets menu, choose Extension - Add-ons -  
Get add-ons.

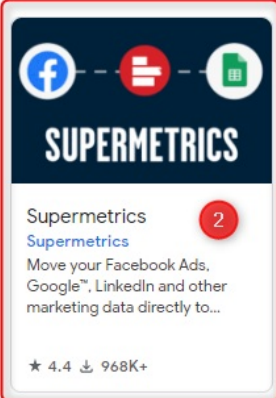
Analytics Export blank ☆ 📁 🌐  
Format Data Tools Extensions Help

Google Workspace Marketplace 🔍 Supermetrics 1

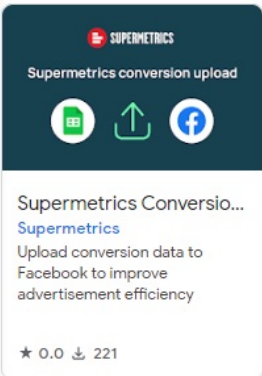
All Filters (1) Works with Sheets Price

### Search results for Supermetrics

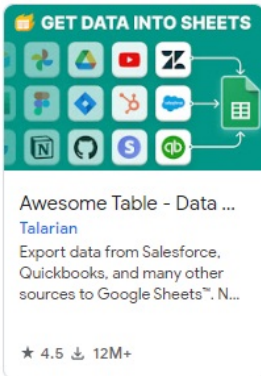
Google doesn't verify reviews or ratings. [Learn more about reviews and results](#)




**SUPERMETRICS**  
Supermetrics  
Move your Facebook Ads, Google™, LinkedIn and other marketing data directly to...  
★ 4.4 ↓ 968K+




**SUPERMETRICS**  
Supermetrics conversion upload  
Supermetrics Conversion...  
Upload conversion data to Facebook to improve advertisement efficiency  
★ 0.0 ↓ 221




**GET DATA INTO SHEETS**  
Awesome Table - Data ...  
Talarian  
Export data from Salesforce, Quickbooks, and many other sources to Google Sheets™. N...  
★ 4.5 ↓ 12M+




**API CONNECTOR**  
IMPORT API DATA TO SHEETS  
API Connector  
Mixed Analytics, LLC  
Connect and import data from any API to Google Sheets™  
★ 4.3 ↓ 1M+




**EASY AD REPORTS**



**Marketing**  
Facebook Ads  
Google Ads  
GA4, GA3  
Instagram  
LinkedIn  
TikTok



**Get Any Data in minutes**  
Automatic Data Refresh



**KPIBees**

DeviceCategory-Month Country-Month MediumSource-Month MSC-Month LandingPages-Month Events-Month Super


Search for: Supermetrics And Click the Add on.


al Analytics Export blank ☆ 📁 ☁  
t Format Data Tools Extensions Help

Google Workspace Marketplace Search apps

# Supermetrics

Move your Facebook Ads, Google™, LinkedIn and other marketing data directly to Google Sheets™ in just a few clicks.

By: [Supermetrics](#)   
Listing updated: July 6, 2023

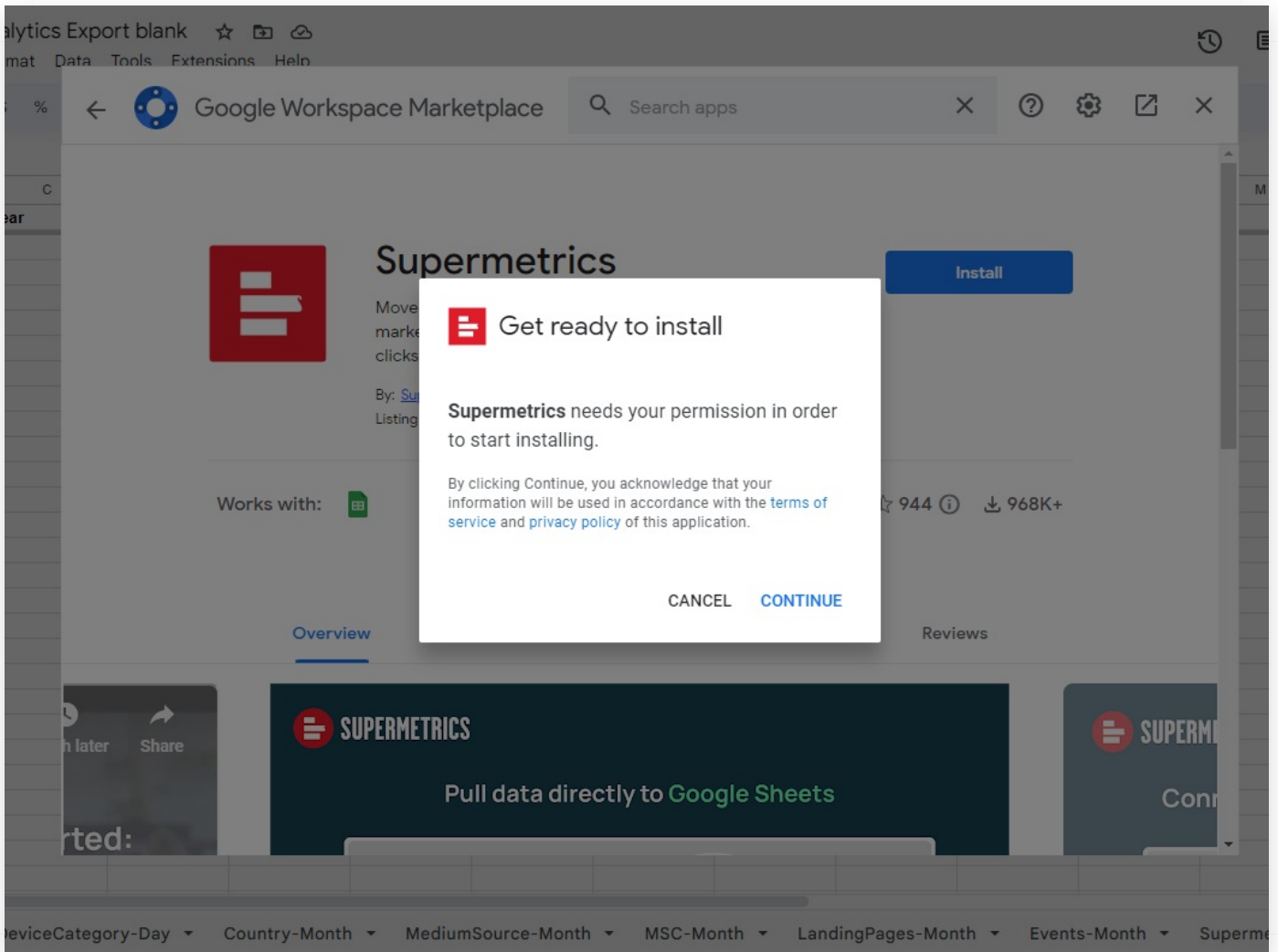
Works with:  ★★★★★☆ 944 ⓘ 📄 968K+

Overview Permissions Reviews

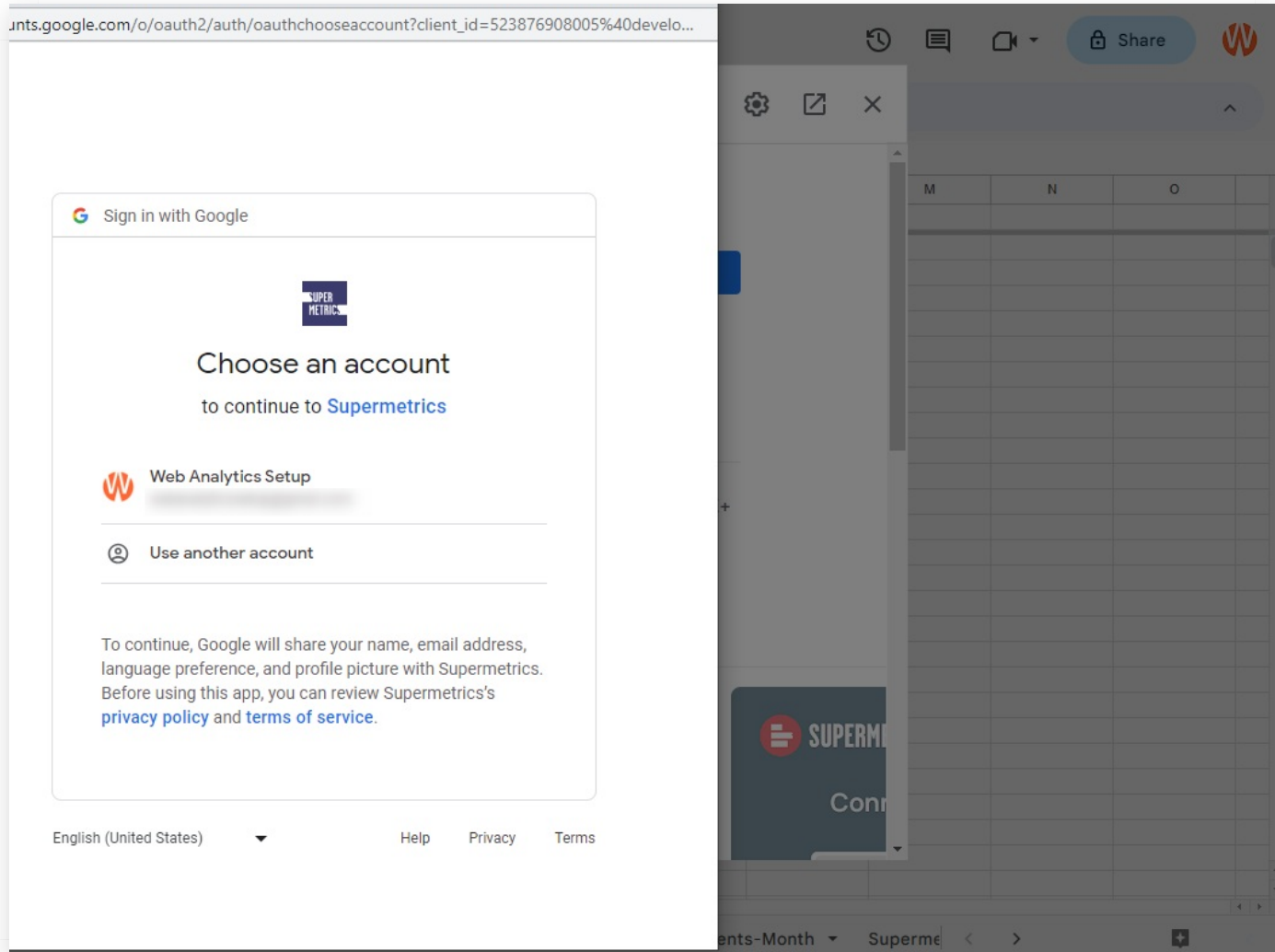
Pull data directly to Google Sheets

DeviceCategory-Day Country-Month MediumSource-Month MSC-Month LandingPages-Month Events-Month Su

Click Install.



Click Continue




Choose a Google account that you have used when signing up to SuperMetrics.











Sign in with Google



## Supermetrics wants to access your Google Account

 webanalyticssetup@gmail.com

### This will allow Supermetrics to:

-  See, edit, create, and delete all your Google Sheets spreadsheets 
-  Connect to an external service 
-  Allow this application to run when you are not present 
-  View and manage data associated with the application 
-  Display and run third-party web content in prompts and sidebars inside Google applications 

### Make sure you trust Supermetrics

You can learn more about this app at [supermetrics.com](#)

The screenshot shows a Google Sheet interface with a dark overlay. The overlay features the Supermetrics logo and the text 'SUPERMETRICS' and 'Conn'. The background shows a grid with columns labeled M, N, and O. At the top right of the overlay, there is a 'Share' button and a Supermetrics logo. The bottom of the overlay shows a navigation bar with 'ents-Month' and 'Superme'.

## your Google Account



This will allow **Supermetrics** to:

- See, edit, create, and delete all your Google Sheets spreadsheets
- Connect to an external service
- Allow this application to run when you are not present
- View and manage data associated with the application
- Display and run third-party web content in prompts and sidebars inside Google applications

### Make sure you trust Supermetrics

You may be sharing sensitive info with this site or app. You can always see or remove access in your [Google Account](#).

Learn how Google helps you [share data safely](#).

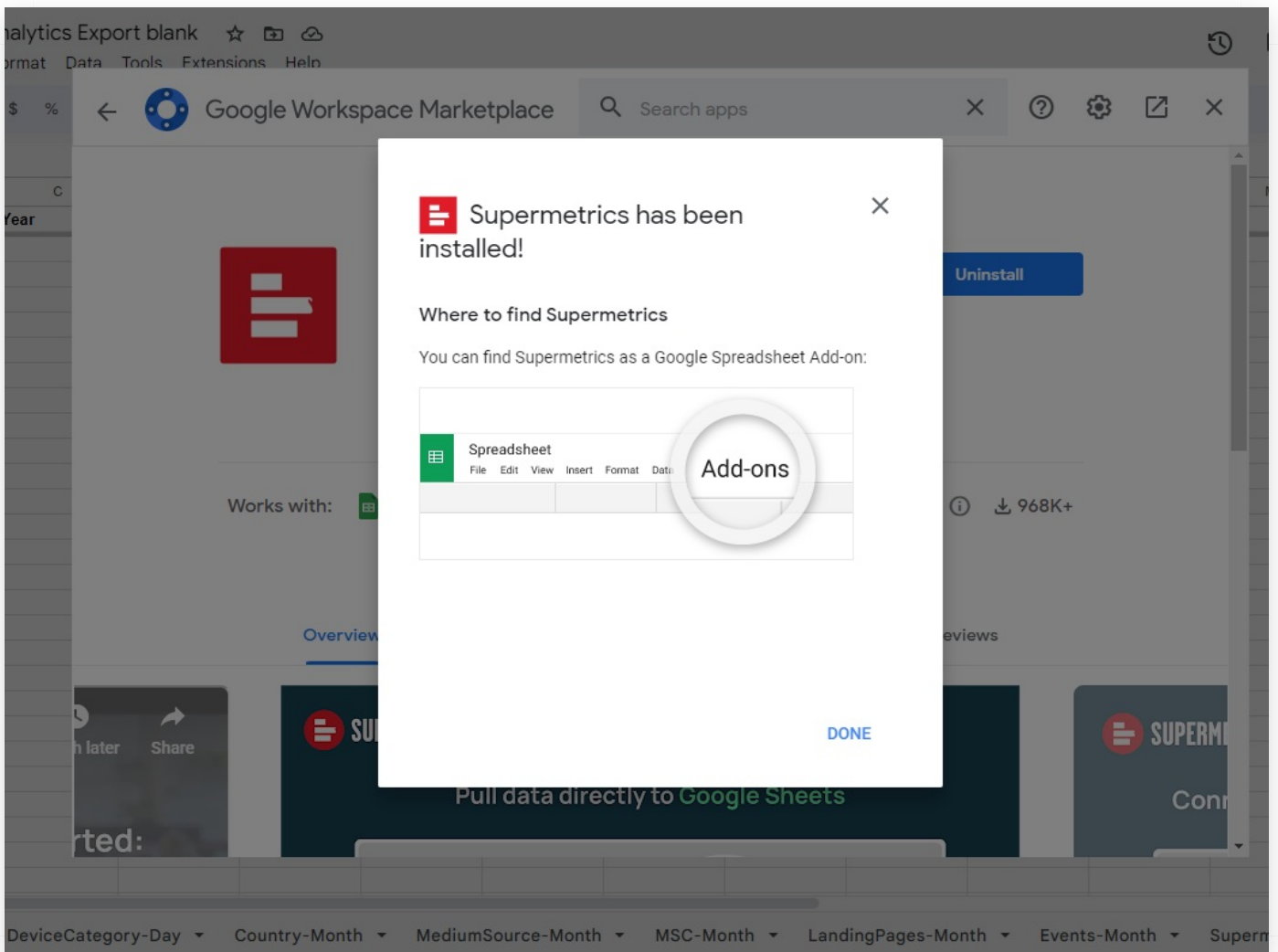
See Supermetrics's [Privacy Policy](#) and [Terms of Service](#).

Cancel

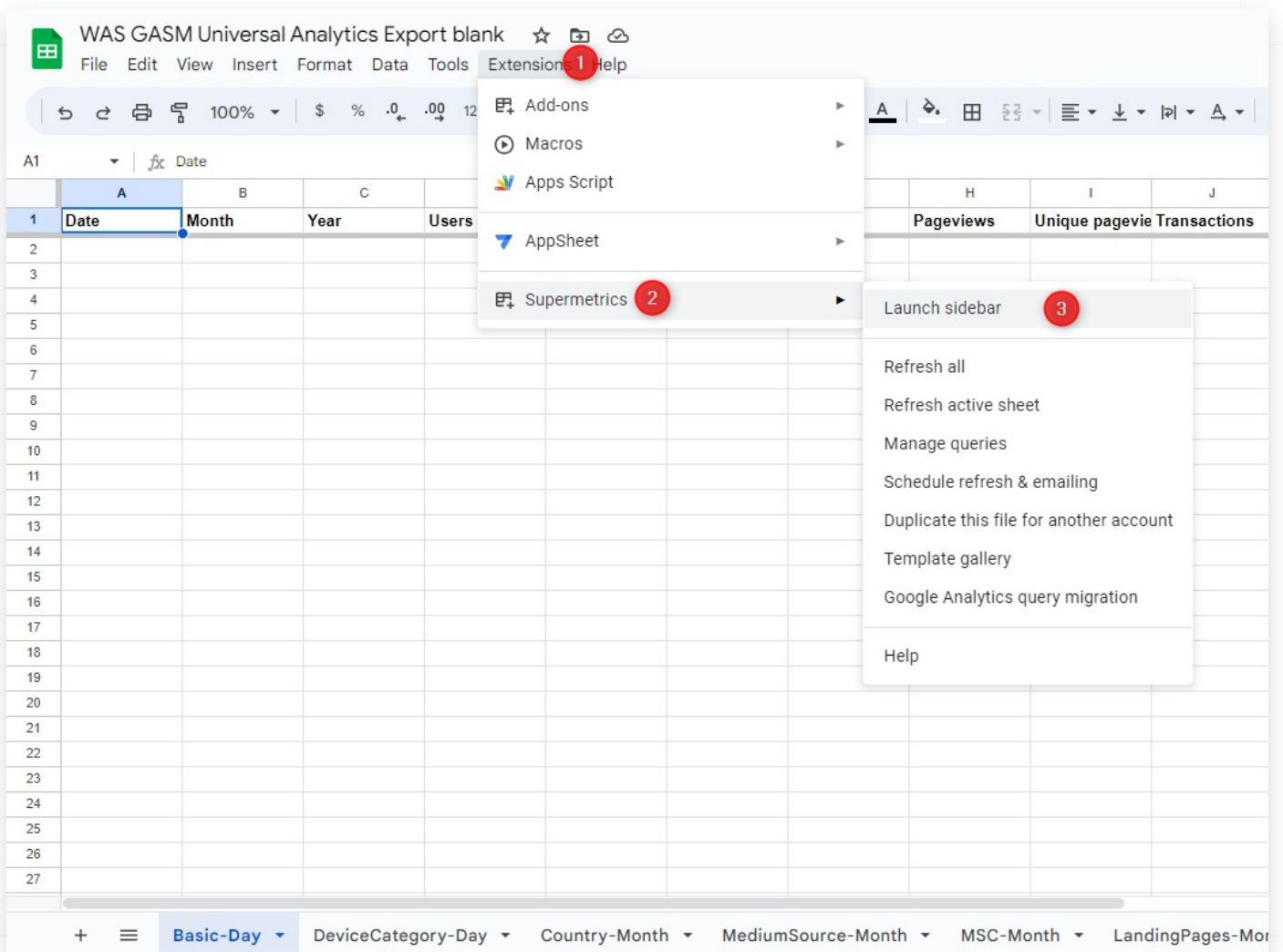
Allow

Click Allow.

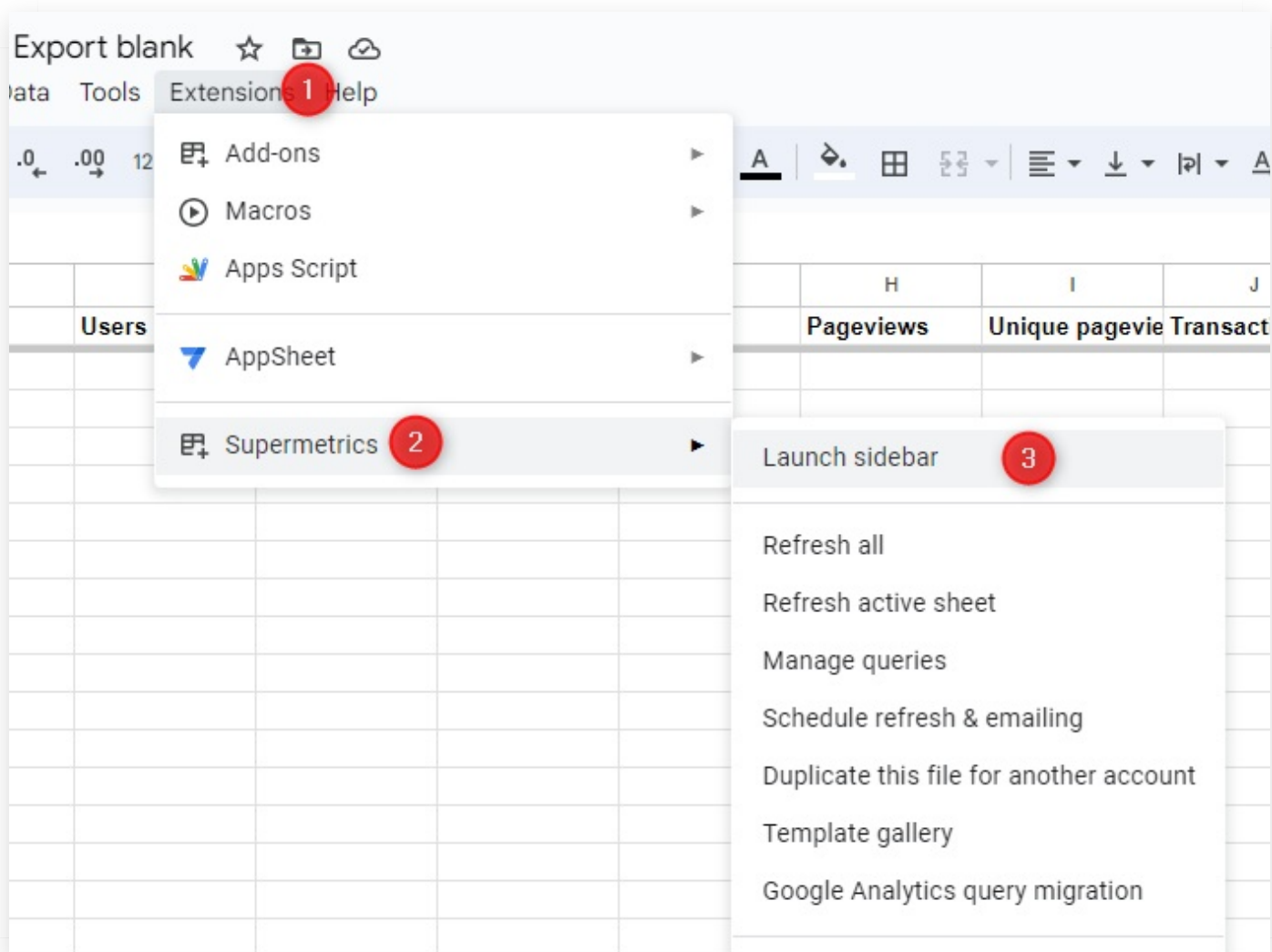




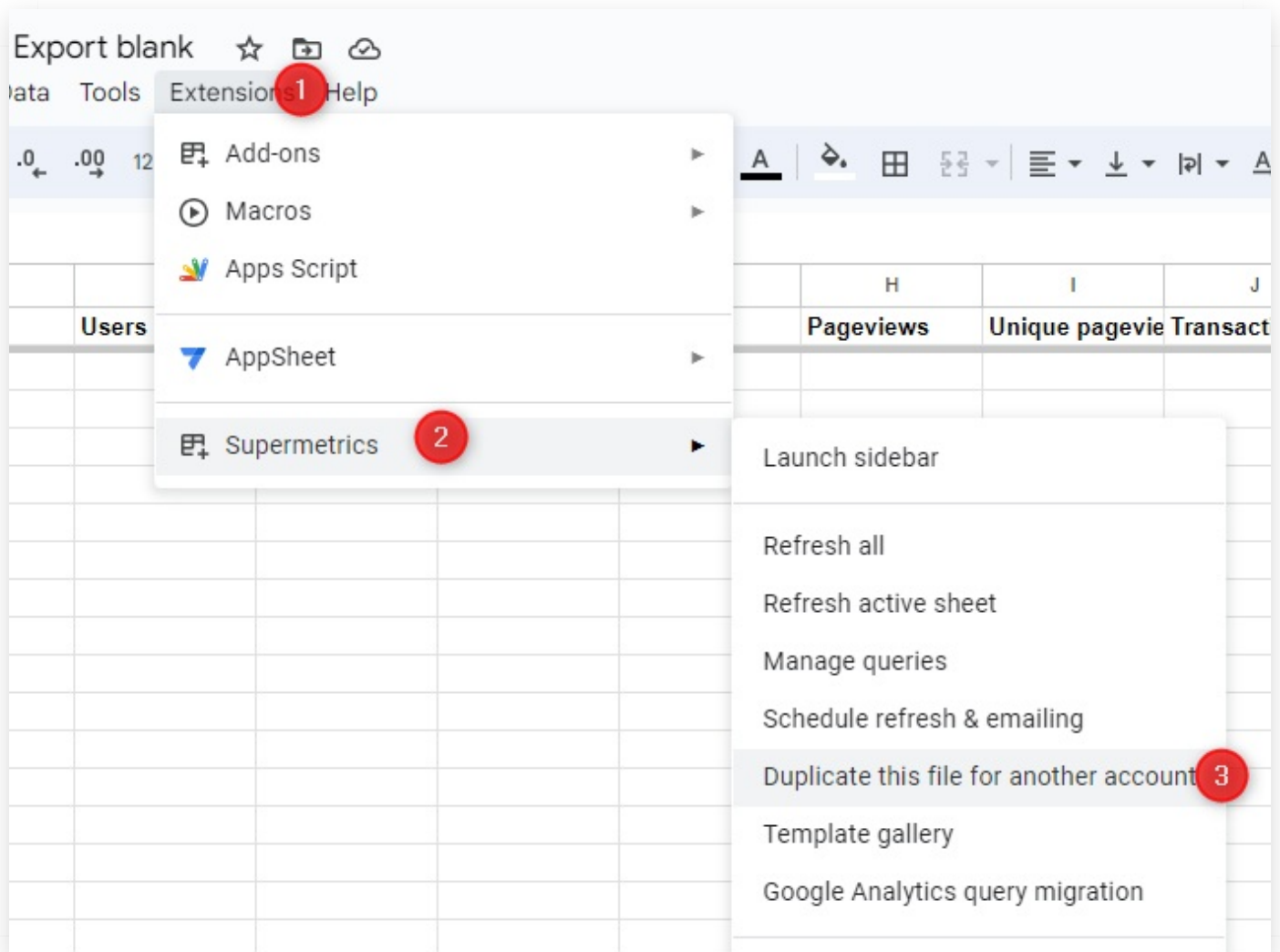
You should see a confirmation message.



From the Extension menu...



select Supermetrics - Launch sidebar.



And then, Supermetrics - Duplicate this file for another account.

Analytics Export blank ☆ 📁 ☁️  
Format Data Tools Extensions Help

\$ % .0<sub>+</sub> .00<sub>+</sub> 123 | Default... | - 10 + | **B** I 🔄 A | 🗑️ 📄 📊 📉 📈 ⌵ ⌴ 🔍 🗲

Year Users Item revenue

### Duplicating WAS GASM Universal Analytics Export blank ×

This feature will make a copy of the current file for a new account. You can select the new account(s) below, and all queries in the new file fetch data from that account.\*

\* Queries fetching data from your own database, Moz, Twitter, or any of the other social media data sources that don't fetch account-specific data will not be modified by this feature. These queries will be copied to the new file without modification. You can then modify these manually if needed.

[Please log in to Google Analytics to ensure all the queries in the file work.](#)

If you are sure you do not wish to login to this data source, press Duplicate the file below.

For the template to work properly, please log in first.

Skip Next

DeviceCategory-Day ▾ Country-Month ▾ MediumSource-Month ▾ MSC-Month ▾ LandingPages-Month ▾ Events-Month ▾ Superm

Click the blue link to log in to your Google Analytics account using your Google Account.



## Connect to Google Analytics




Connect your add-in to  
**Google Analytics**  
[Need help connecting?](#)



**Share this connection with Team `webanalyticssetup@gmail.com`**

If you enable sharing, you and everyone in your team will be able to use this connection to pull data with Supermetrics. [Learn more about shared connections.](#)

Need help or have questions?  
[Contact our support](#)



Click Sign in with Google....

Sign in with Google



## Supermetrics wants to access your Google Account

This will allow Supermetrics to:

- See and download your Google Analytics data ⓘ

### Make sure you trust Supermetrics

You may be sharing sensitive info with this site or app. You can always see or remove access in your [Google Account](#).

Learn how Google helps you [share data safely](#).

See Supermetrics's [Privacy Policy](#) and [Terms of Service](#).

Cancel

Allow

English (United States) ▼

[Help](#)

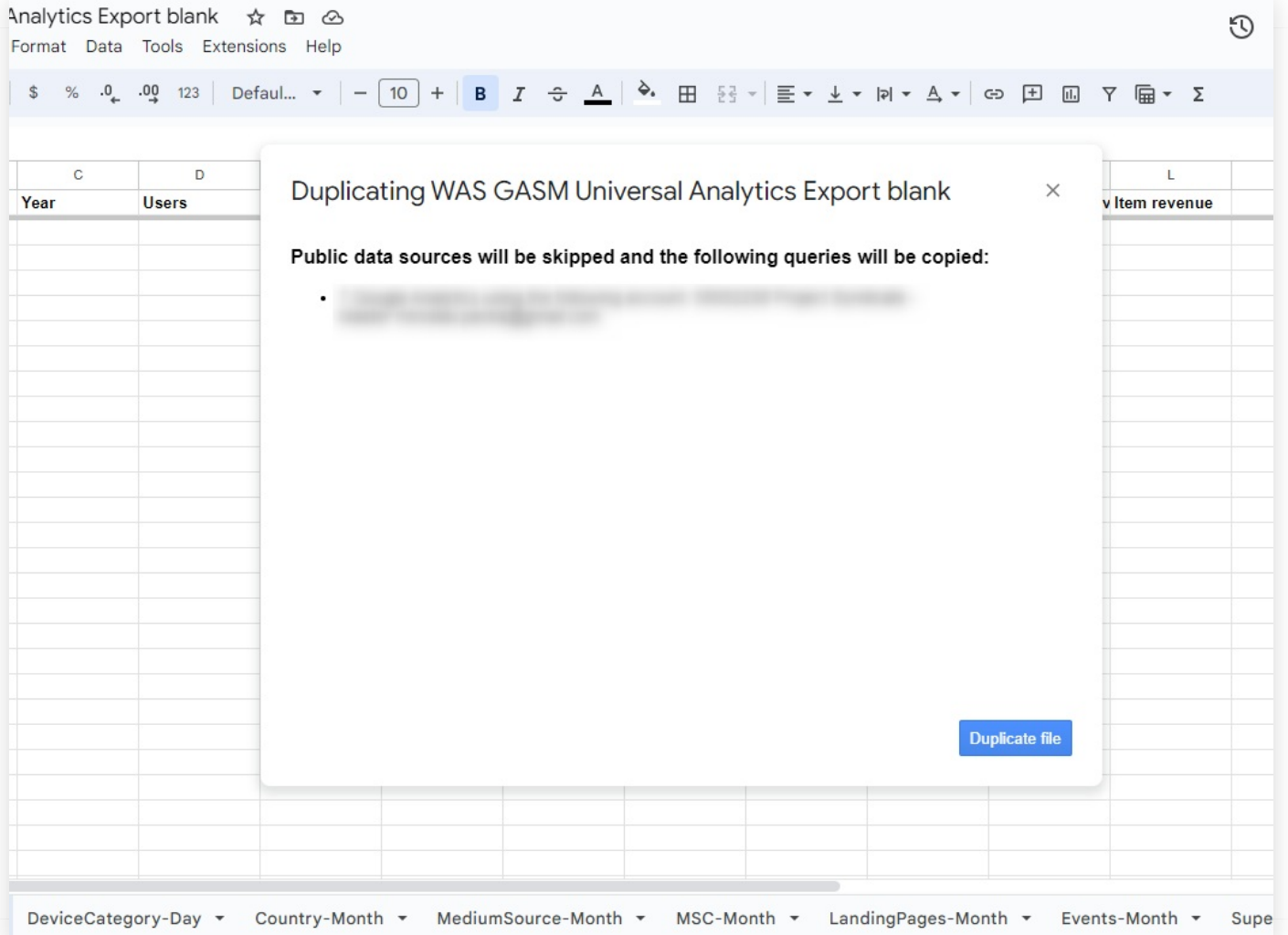
[Privacy](#)

[Terms](#)

Confirm permissions. Click Allow button.







Click the Duplicate file button.

Analytics Export blank ☆ 📄 ☁

Format Data Tools Extensions Help

\$ % .0 .00 123 | Defaul... | - 10 + | **B** *I* ~~U~~ A | | Σ

Year	Users	New users	Sessions	Bounces	Pageviews	Unique pagevie	Transactions	Transaction rev	Item revenue
------	-------	-----------	----------	---------	-----------	----------------	--------------	-----------------	--------------

**Refreshing Supermetrics queries** ×

File duplicated successfully, you can open the copy [here](#). We're now refreshing all your queries in the new file.

Completed query at Basic-Day: A1:L547

19%

We're now fetching data from your accounts to the spreadsheet. This may take a while.

DeviceCategory-Day Country-Month MediumSource-Month MSC-Month LandingPages-Month Events-Month Superm

Now you can see the progress bar. It can take several minutes to complete the export.

The screenshot shows a Google Analytics interface with a modal dialog titled "Refreshing Supermetrics queries". The dialog contains the following text:

File duplicated successfully, you can open the copy [here](#). We're now refreshing all your queries in the new file.

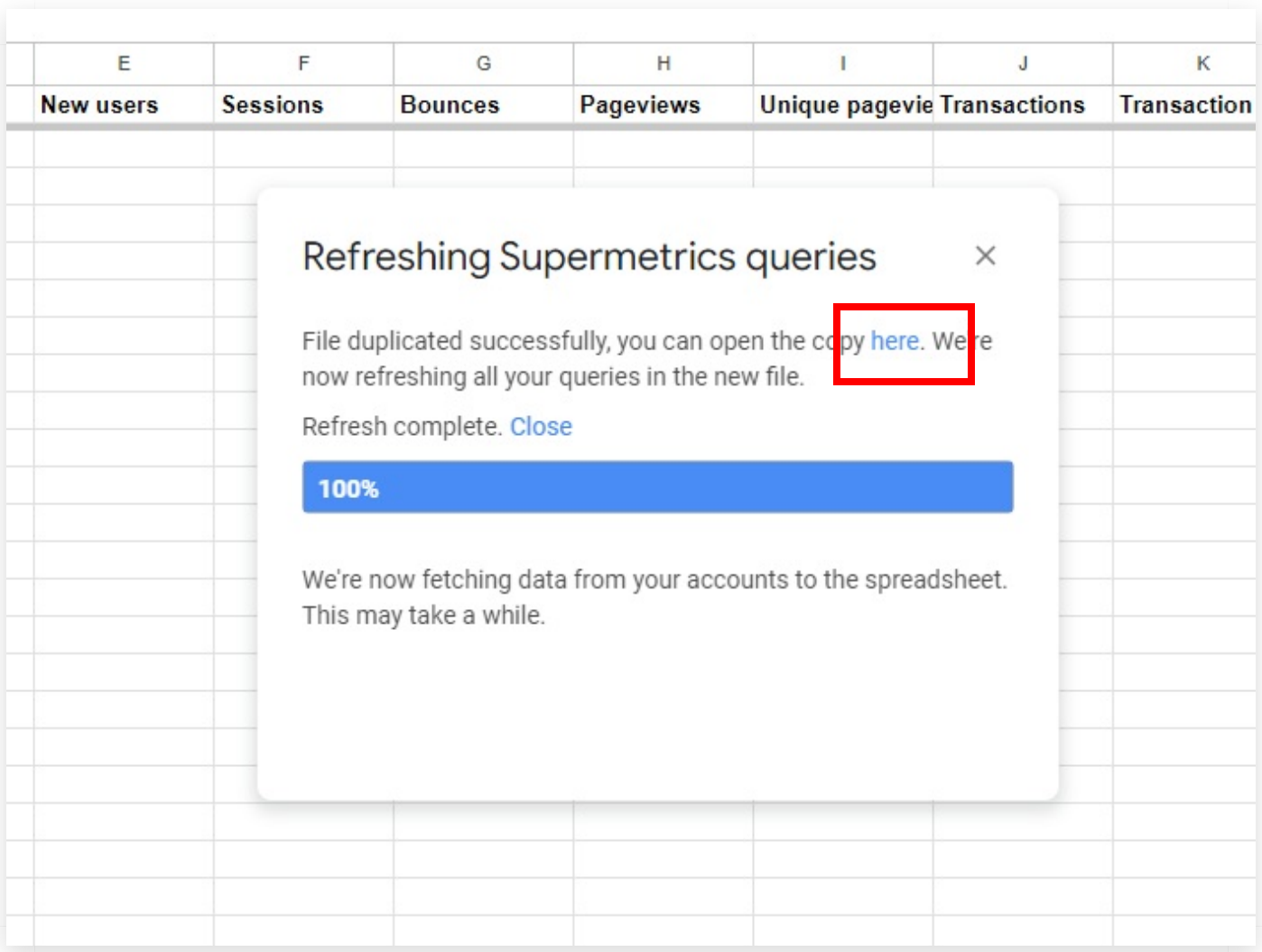
Refresh complete. [Close](#)

**100%**

We're now fetching data from your accounts to the spreadsheet. This may take a while.

The background shows a spreadsheet with columns labeled: Year, Users, New users, Sessions, Bounces, Pageviews, Unique pagevie, Transactions, Transaction rev, Item revenue. The bottom of the interface shows a navigation bar with dropdown menus for: DeviceCategory-Day, Country-Month, MediumSource-Month, MSC-Month, LandingPages-Month, Events-Month, and Superm.

After a while, you should see 100 % completion. You can get the exported data in the new Google Spreadsheet file.



Click the blue link - the word "here" to get to the export.

Copy of WAS GASM Universal Analytics Export blank

File Edit View Insert Format Data Tools Extensions Help

100% | \$ % .0 .00 123 | Default... | - 10 + | B I A

A1 | fx Date

	A	B	C	D	E	F	G	H	I	J
1	Date	Month	Year	Users	New users	Sessions	Bounces	Pageviews	Unique pagevie	Transactions
2	2022-01-01	2022 01	2022	14461	11439	16364	370	26047	22629	6
3	2022-01-02	2022 01	2022	18504	14420	21288	497	37637	32586	20
4	2022-01-03	2022 01	2022	24244	19426	27813	769	46376	40601	32
5	2022-01-04	2022 01	2022	22906	17574	26369	573	42673	37173	27
6	2022-01-05	2022 01	2022	21748	16940	24805	523	39648	34069	18
7	2022-01-06	2022 01	2022	44761	39204	47496	9840	63619	57989	9
8	2022-01-07	2022 01	2022	31221	25892	34192	520	51228	45569	11
9	2022-01-08	2022 01	2022	22330	18132	24631	419	38054	33443	16
10	2022-01-09	2022 01	2022	24337	19009	27684	606	48637	42333	16
11	2022-01-10	2022 01	2022	25939	19963	29657	678	49315	43021	7
12	2022-01-11	2022 01	2022	25856	20119	29024	1187	46620	41051	17
13	2022-01-12	2022 01	2022	21692	16373	24442	455	39488	34636	7
14	2022-01-13	2022 01	2022	26366	20324	29225	522	46403	40884	9
15	2022-01-14	2022 01	2022	25637	19333	28601	521	43957	38877	5
16	2022-01-15	2022 01	2022	19636	15504	21732	440	32785	29019	6
17	2022-01-16	2022 01	2022	21730	16538	24990	648	43061	37648	11
18	2022-01-17	2022 01	2022	29081	22864	32178	728	50035	44558	8
19	2022-01-18	2022 01	2022	31345	25164	34753	619	52762	46806	11
20	2022-01-19	2022 01	2022	20950	16028	23561	487	38728	33664	8
21	2022-01-20	2022 01	2022	21116	15758	23937	594	41289	35915	7
22	2022-01-21	2022 01	2022	21616	16085	24219	1135	40497	35223	12
23	2022-01-22	2022 01	2022	14406	10917	16161	428	26843	23332	7
24	2022-01-23	2022 01	2022	18547	14060	21221	550	37316	32442	9
25	2022-01-24	2022 01	2022	20562	15362	23783	743	40796	35420	11
26	2022-01-25	2022 01	2022	22082	17020	25116	728	41279	36068	8
27	2022-01-26	2022 01	2022	24983	19755	27690	727	42689	37727	10

+ ≡ Basic-Day ▾ DeviceCategory-Day ▾ Country-Month ▾ MediumSource-Month ▾ MSC-Month ▾ LandingPages-Mc

The name of the new spreadsheet always starts with ... "Copy of..."  
 . Of course you can rename it later.

Copy of WAS GASM Universal Analytics Export blank - [redacted] ☆ 📄 ☁

File Edit View Insert Format Data Tools Extensions Help

🏠 ↻ 🔄 🖨️ 🗨️ 100% | \$ % ⚡ 🔌 123 | Default... | - 10 + | **B** *I* 🔍 A 📏 📐 📑 ⌵ ⌴ 🔍 🔍

A1 | 🔍 Date

	A	B	C	D	E	F	G	H	I	J
1	Date	Month	Year	Users	New users	Sessions	Bounces	Pageviews	Unique pagevie	Transactions
2	2022-01-01	2022 01	2022	14461	11439	16364	370	26047	22629	6
3	2022-01-02	2022 01	2022	18504	14420	21288	497	37637	32586	20
4	2022-01-03	2022 01	2022	24244	19426	27813	769	46376	40601	32
5	2022-01-04	2022 01	2022	22906	17574	26369	573	42673	37173	27
6	2022-01-05	2022 01	2022	21748	16940	24805	523	39648	34069	18
7	2022-01-06	2022 01	2022	44761	39204	47496	9840	63619	57989	9
8	2022-01-07	2022 01	2022	31221	25892	34192	520	51228	45569	11
9	2022-01-08	2022 01	2022	22330	18132	24631	419	38054	33443	16
10	2022-01-09	2022 01	2022	24337	19009	27684	606	48637	42333	16
11	2022-01-10	2022 01	2022	25939	19963	29657	678	49315	43021	7
12	2022-01-11	2022 01	2022	25856	20119	29024	1187	46620	41051	17
13	2022-01-12	2022 01	2022	21692	16373	24442	455	39488	34636	7
14	2022-01-13	2022 01	2022	26366	20324	29225	522	46403	40884	9
15	2022-01-14	2022 01	2022	25637	19333	28601	521	43957	38877	5
16	2022-01-15	2022 01	2022	19636	15504	21732	440	32785	29019	6
17	2022-01-16	2022 01	2022	21730	16538	24990	648	43061	37648	11
18	2022-01-17	2022 01	2022	29081	22864	32178	728	50035	44558	8
19	2022-01-18	2022 01	2022	31345	25164	34753	619	52762	46806	11
20	2022-01-19	2022 01	2022	20950	16028	23561	487	38728	33664	8
21	2022-01-20	2022 01	2022	21116	15758	23937	594	41289	35915	7
22	2022-01-21	2022 01	2022	21616	16085	24219	1135	40497	35223	12
23	2022-01-22	2022 01	2022	14406	10917	16161	428	26843	23332	7
24	2022-01-23	2022 01	2022	18547	14060	21221	550	37316	32442	9
25	2022-01-24	2022 01	2022	20562	15362	23783	743	40796	35420	11
26	2022-01-25	2022 01	2022	22082	17020	25116	728	41279	36068	8
27	2022-01-26	2022 01	2022	24983	19755	27690	727	42689	37727	10

- ✓ Basic-Day
- DeviceCategory-Day
- Country-Month
- MediumSource-Month
- MSC-Month
- LandingPages-Month
- Events-Month
- SupermetricsQueries

➔ ☰ Basic-Day ▾ DeviceCategory-Day ▾ Country-Month ▾ MediumSource-Month ▾ MSC-Month ▾ LandingPages-Mc

You can switch the tabs to see all the sheets.

The screenshot shows a Google Sheets spreadsheet with a table containing data for various metrics. The table has the following columns: Refresh ID, Results contain, Execution time, Object type, Linked chart ID, Data source, Date range type, Start date, End date, and Comparison. The 'Start date' and 'End date' columns are highlighted with a red box, showing dates from 2022-01-01 to 2023-06-30. The bottom of the spreadsheet shows a tab labeled 'SupermetricsQueries'.

Refresh ID	Results contain	Execution time	Object type	Linked chart ID	Data source	Date range type	Start date	End date	Comparison
			TABLE		GA	custom	2022-01-01	2023-06-30	
			TABLE		GA	custom	2022-01-01	2023-06-30	
			TABLE		GA	custom	2022-01-01	2023-06-30	
			TABLE		GA	custom	2022-01-01	2023-06-30	
			TABLE		GA	custom	2022-01-01	2023-06-30	
			TABLE		GA	custom	2023-01-01	2023-06-30	
			TABLE		GA	custom	2023-01-01	2023-06-30	

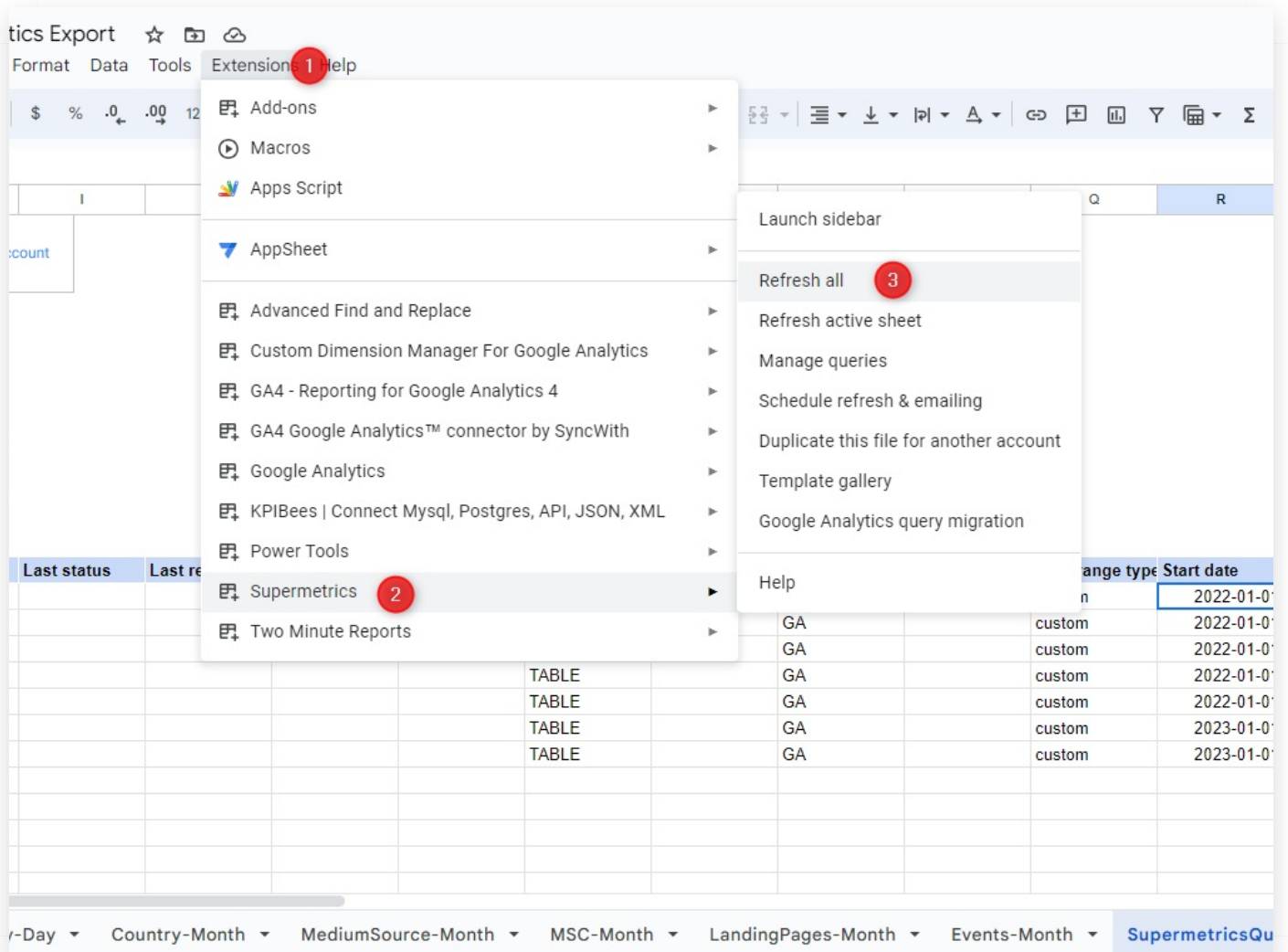
Additionally, you can change the date range of the export. Click the last sheet called "SupermetricsQueries"...

The screenshot shows a Google Sheets spreadsheet with a table containing data for various metrics. The table has the following columns: Refresh ID, Results contain, Execution time, Object type, Linked chart ID, Data source, Date range type, Start date, End date, and Comparison. The Start date and End date columns are highlighted with a red box, indicating they are the focus of the instruction.

Refresh ID	Results contain	Execution time	Object type	Linked chart ID	Data source	Date range type	Start date	End date	Comparison
			TABLE		GA	custom	2022-01-01	2023-06-30	
			TABLE		GA	custom	2022-01-01	2023-06-30	
			TABLE		GA	custom	2022-01-01	2023-06-30	
			TABLE		GA	custom	2022-01-01	2023-06-30	
			TABLE		GA	custom	2022-01-01	2023-06-30	
			TABLE		GA	custom	2023-01-01	2023-06-30	
			TABLE		GA	custom	2023-01-01	2023-06-30	

...scroll to the right and change the date range in the columns "Start date" and "End date".





After changing a date range, refresh all the data: From the menu, select Supermetrics - Refresh all.